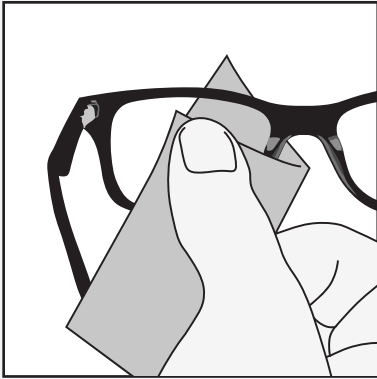



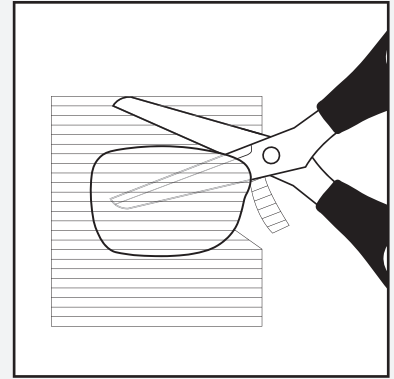
## Application Instructions



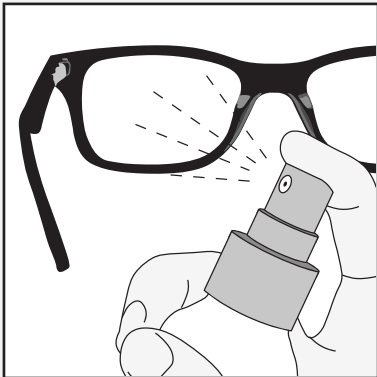
Clean the inside surface of the spectacle lens.



Outline the spectacle lens on the smooth side of the prism with a felt tip pen.



Cut out the outline of shape with scissors. Rinse the prism with warm water. A mild hand soap can be used if desired.



Moisten the inside of the spectacle lens and attach the smooth side of the prism to the lens.



Gently press the prism to remove any air bubbles.



Blot dry with a lint free cloth.

If you have any questions about the proper direction to affix the prism to your lens, please contact your eye doctor. We cannot give out medical advice in regards to your prescription.